

Mar 2025

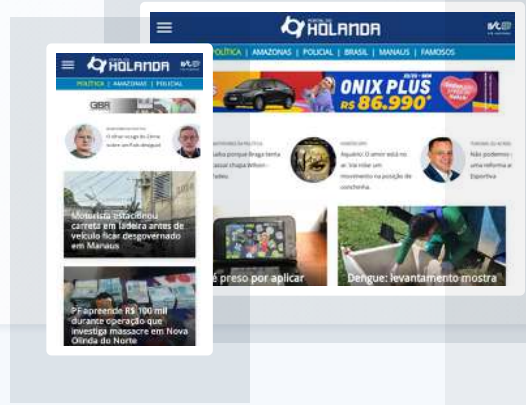
Website Analysis

portaldoholanda.com.br



View the full analysis at:
pro.similarweb.com

Últimas notícias de Manaus, do Amazonas, do Brasil e do mundo sobre bastidores da política, polícia, famosos, economia, cultura e entretenimento.



Traffic & Engagement

Total visits

Mar 2025 Worldwide

25.72M

↑2.89% from last month

Device distribution

Mar 2025 Worldwide



- Desktop 18.03%
- Mobile Web 81.97%

Global rank #25,972

Country rank #1,517
 Brazil

Industry rank #2,286
News_and_Media

Engagement overview

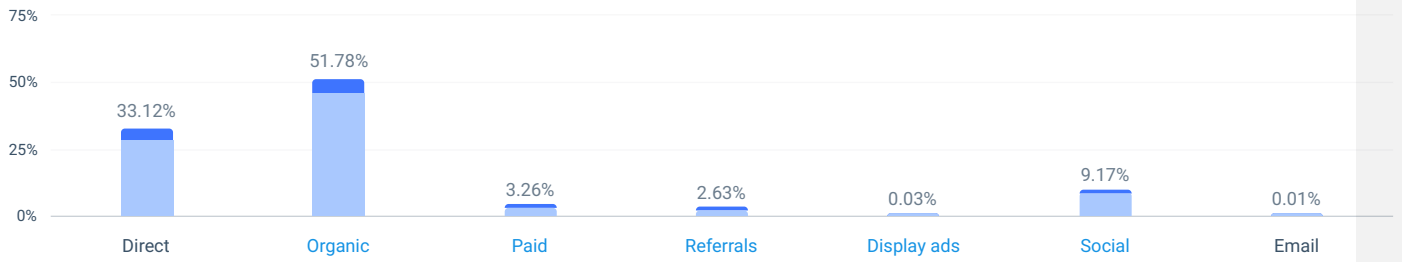
Mar 2025 Worldwide All Traffic

Monthly visits	25.72M	Visit Duration	00:02:16	Bounce Rate	63.40%
Monthly Unique Visitors	20.48M	Pages / Visit	1.17		

Marketing Channels

Channels overview

Mar 2025 Worldwide All traffic



Organic Search

Organic search makes up 52.6% of website traffic

Branded vs. non-branded

Mar 2025 Worldwide All traffic



Branded 62%
Non-Branded 38%

Top organic non-branded search terms

Mar 2025 Worldwide All traffic

twitter choquei	7.14%	↑ 219.34%
blog do holanda	4.68%	↑ 24.67%
manaus	4.15%	↑ 36.03%
mc mirella sexo	3.62%	↑ > 5,000%
marina ruy barbosa nua	3.59%	↑ 327.94%



Top paid non-branded search terms



No results

Try broadening your parameters or searching for something else.

Referrals



Top referring websites

Mar 2025 Worldwide Desktop

Domain	Share	Change
knewin.com	64.68%	↑ 469.92%
app.cse360.com.br	5.39%	↓ 84.17%
chatgpt.com	5.39%	↓ 5.01%
webmii.com	5.39%	↓ 5.01%
portal.grupovirta.com.br	5.39%	↓ 5.01%

Top referring industries

Mar 2025 Worldwide Desktop

Website Categories	Traffic Share
Law and Government - Other	59.29%
News and Media	10.78%
Programming and Developer Software	5.39%
Online Marketing	5.39%
Search Engines	5.39%

Outgoing Traffic

Top link destinations

Mar 2025 Worldwide Desktop

Domain	Share	Change
google.com	38.92%	-
facebook.com	36.43%	↑ 153.91%
digital.detran.am.gov.br	6.81%	-
youtube.com	4.33%	-
connect-ig.smashballoon.com	3.51%	-

Outgoing Ads

Top ad destinations

Mar 2025 Worldwide Desktop



No results

Try a different website, date range or country

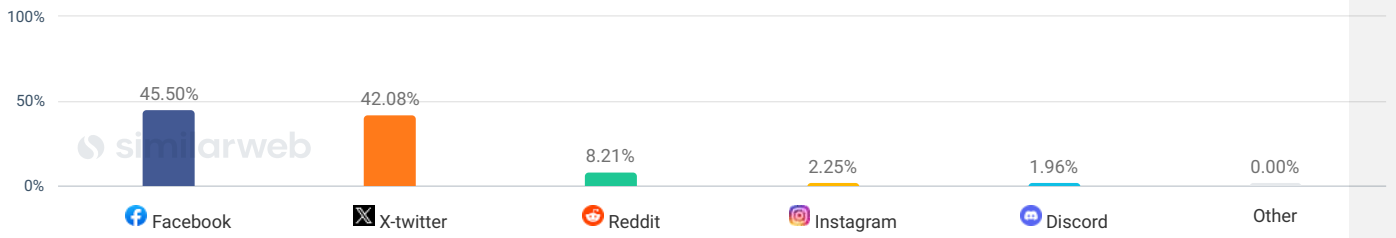
Social

Social makes up 2.41% of website traffic



Social traffic

Mar 2025 Worldwide Desktop



Display Advertising

Display ads makes up <1% of website traffic



Display ad network

Mar 2025 Worldwide Desktop



Unidentified Network 100%

Top publishers

Mar 2025 Worldwide Desktop



No results
Try a different website, date range or country