

last 28 days (as of Jun 29)

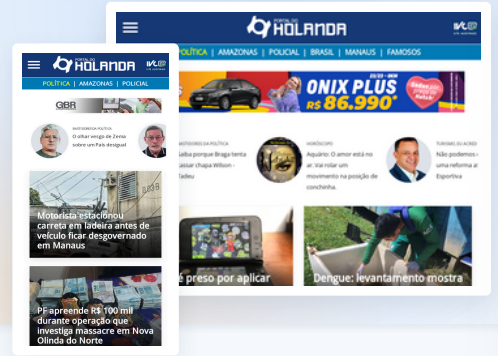
Website Analysis

portaldoholanda.com.br



View the full analysis at:
pro.similarweb.com

Últimas notícias de Manaus, do Amazonas, do Brasil e do mundo sobre bastidores da política, polícia, famosos, economia, cultura e entretenimento.



Traffic & Engagement

Total visits

Last 28 days (As of Jun 29) Worldwide

68.94M

change is not available

Device distribution

Last 28 days (As of Jun 29) Worldwide



Desktop 40.93%
Mobile Web 59.07%

Global rank

#41,329

Country rank

Brazil

#2,963

Industry rank

News_and_Media

#3,372

Engagement overview

Last 28 days (As of Jun 29) Worldwide All Traffic

Traffic	2.462M	Visit Duration	00:02:21	Bounce Rate	56.50%
Daily Unique Visitors	N/A	Pages / Visit	1.09		

Visits over time

Last 28 days (As of Jun 29) Worldwide All traffic

☒ portaldoholanda.com.br
1.283M

vs.

☐ d24am.com
444,785

☐ emtempo.com.br
73,911

☐ acritica.com
370,259

☐ itatiaia.com.br
13.65M



Geography

Top Countries

Last 28 days (As of Jun 29) All traffic



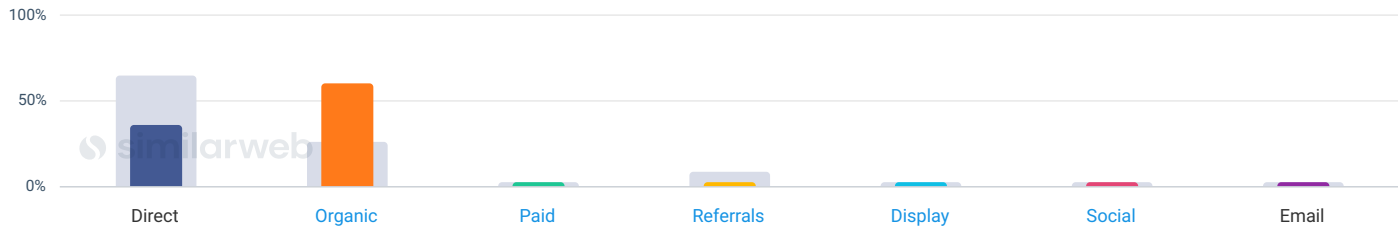
Country	Traffic Share	Change
Brazil	98.43% <div></div>	-
United States	0.58% <div></div>	-
Portugal	0.48% <div></div>	-
Russia	0.10% <div></div>	-
Norway	0.05% <div></div>	-

Marketing Channels

Channels overview

Last 28 days (As of Jun 29) Worldwide Desktop

portaldoholanda.com.br News and Media
152,354 79.9M




Organic Search

Organic search makes up 59.89% of website traffic

Branded vs. non-branded

May 2025 Worldwide All traffic



Top organic non-branded search terms

May 2025 Worldwide All traffic

quina	24.31%	↑ 10.11%
foto	6.92%	-
amazonas fc	4.64%	↑ 478.83%
gl obo play	2.13%	-
portal de holanda	1.95%	↑ 49.33%

Paid Search

Paid search makes up <1% of website traffic

Top paid non-branded search terms








No results
Try broadening your parameters or searching for something else.

Referrals

Referrals makes up 2.29% of website traffic

Top referring websites

Last 28 days (As of Jun 29) Worldwide Desktop

Domain	Share	Change
 extranet.cservice.io	34.52% <div><div></div></div>	-
 en.wikipedia.org	6.60% <div><div></div></div>	-
 portal.grupovirta.com.br	5.75% <div><div></div></div>	-
 previewenvios.com.br	5.75% <div><div></div></div>	-
 naoconto.com	5.75% <div><div></div></div>	-

Top referring industries



Last 28 days (As of Jun 29) Worldwide Desktop

Website Categories	Traffic Share
Online Marketing	34.52% <div><div></div></div>
News and Media	20.97% <div><div></div></div>
Dictionaries and Encyclopedias	6.60% <div><div></div></div>
Adult	5.75% <div><div></div></div>
Sports Betting	5.75% <div><div></div></div>

Outgoing Traffic

Top link destinations


Last 28 days (As of Jun 29) Worldwide Desktop

Domain	Share	Change
 facebook.com	62.71% <div><div></div></div>	-
 t.me	37.29% <div><div></div></div>	-

Outgoing Ads

Top ad destinations

Last 28 days (As of Jun 29) Worldwide Desktop

Domain	Share	Change
 blog.financasnews.com	100% <div><div></div></div>	-

